



## Factsheet N°4: Antiretroviral Therapy (ART) Services in Nepal, As of July 2012

### Facts and Figures on ART in Nepal

- ✍ Anti-retroviral therapy (ART) started in Nepal in February 2004 from Teku Hospital.
- ✍ Government is providing free of cost ART service to all those in need.
- ✍ There are National ART Guidelines and Standard Operating Procedures for the clinical management of ART. The ART Guidelines are revised in 2012.
- ✍ There are 39 ART centers in 33 districts in Nepal.
- ✍ CD 4 count service is available at 16 sites, while 4 sites have CD 4 Calibre.

Source: NCASC, 2012

### Some Facts about Coverage of ART Programme in Nepal

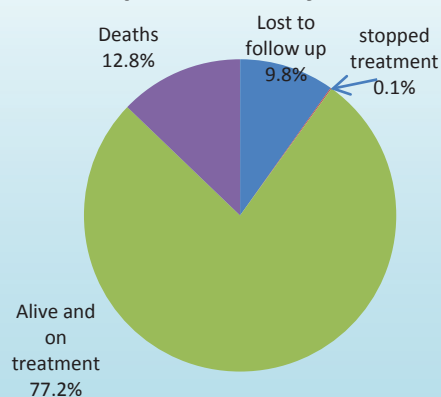
- 📄 Among total people with advanced HIV infection who are currently receiving ART in Nepal, of which:
  - ↑ Proportion of adults: 93%
  - ↑ Proportion of children: 7%
- 📄 Among total people with advanced HIV infection who are currently receiving ART in Nepal, of which:
  - ↑ Proportion of males: 54.6%
  - ↑ Proportion of females: 44.8%
  - ↑ Proportion of third genders: 0.3%
- 📄 Percentage of people with advanced HIV infection who are alive and currently on ART after
  - 📅 12 months of treatment: 84.7%
  - 📅 24 months of treatment: 78.2%

Source: NCASC, 2012

**Table 1: Facts on ART in Nepal, As of July 2012**

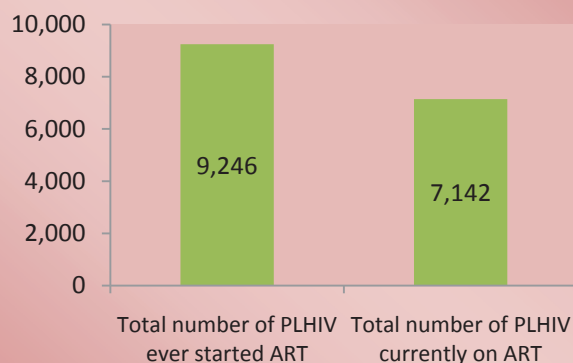
Total ART need (CD4 ≤350), (2011):	27,363
Total ART coverage (As of July 2012):	7,142
Patients on the 1 <sup>st</sup> line regimen:	5,413
Patients substituted on the 1 <sup>st</sup> line	1,686
Patients switched on the 2 <sup>nd</sup> line	43

**Figure 1: Outcomes of ART Programme in Nepal, As of July 2012**



Source: NCASC 2012

**Figure 2: Cumulative Number of People with Advanced HIV Infection Ever Started and on ART, As of July 2012**



Source: NCASC, 2012

### For Further Information Please Contact:

National Centre for AIDS and STD Control, Teku, Kathmandu

**Phone:** +977 - 1 - 4261 653, 4362 753, 4258 219

**Email:** data@ncasc.gov.np

**Fax:** +977 - 1 - 4261 406

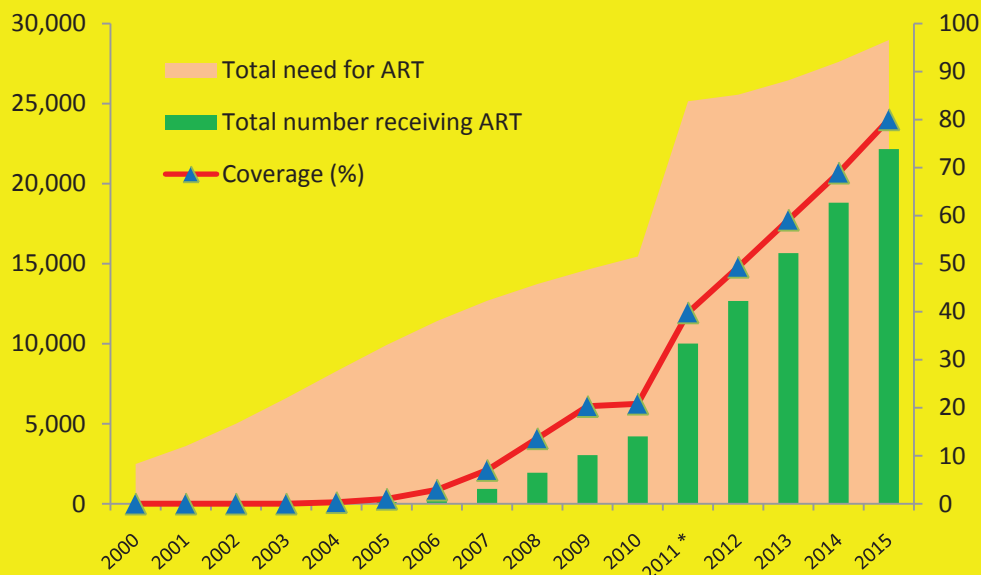
**Website:** www.ncasc.gov.np



**Table 2: Trends of ART Profile of Nepal, As of July 2012**

Indicators	2005/06 July	2007 July	2008 July	2009 July	2010 July	2011 July	2012 July
People living with HIV ever enrolled on ART (cumulative)	522	1,180	2,452	3,968	5,539	7,437	9,246
People with advanced HIV infection receiving ARVs (cumulative)	522	891	1,997	3,226	4,509	5,876	7,142
People lost to follow up (cumulative)	32	54	182	293	426	647	908
People stopped treatment	3	2	5	18	11	12	11
Total deaths (cumulative)	36	114	276	447	653	872	1,185

**Figure 3: People on Anti-Retroviral Therapy (15+Years) – Projected**



*Note: \*Eligibility criteria for ART has raised to CD4 Count of 350 from 2011.*

*Source: NCASC, November, 2012*

**For Further Information Please Contact:**

National Centre for AIDS and STD Control, Teku, Kathmandu

**Phone:** +977 - 1 - 4261 653, 4362 753, 4258 219

**Email:** [data@ncasc.gov.np](mailto:data@ncasc.gov.np)

**Fax:** +977 - 1 - 4261 406

**Website:** [www.ncasc.gov.np](http://www.ncasc.gov.np)